

PROGRAMA FAM POTENCIADO

AVANCES GENERALES

Ciudad de México, 18 de noviembre del 2022



EDUCACIÓN
SECRETARÍA DE EDUCACIÓN PÚBLICA



INIFED
INFRAESTRUCTURA
EDUCATIVA

EN LIQUIDACIÓN



2022 *Ricardo Flores*
Año de Magón

PRECURSOR DE LA REVOLUCIÓN MEXICANA

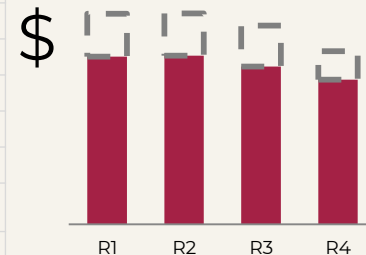
SEGUIMIENTO GENERAL DEL PROGRAMA

ENTIDAD FEDERATIVA	META 2015-2018		SALDO TOTAL DISPONIBLE		TOTAL GENERAL SUFICIENCIA		PROYECTOS APROBADOS		CONTRATADOS				TERMINADOS		FINIQUITOS	
	No.	NVERSIÓN	No.	INVERSIÓN	No.	INVERSIÓN	No.	INVERSIÓN	INSTRUIDOS							
									No.	INVERSIÓN	MONTO CONTRATADO +4%	TOTAL INSTRUIDO	No.	INVERSIÓN	No.	INVERSIÓN
BAJA CALIFORNIA	630	\$987.33	0	\$0.00	630	\$987.33	630	\$987.33	624	\$982.66	\$968.44	\$917.66	526	\$794.99	447	\$701.15
BAJA CALIFORNIA SUR	519	\$762.27	0	\$0.00	519	\$762.27	515	\$749.90	509	\$745.29	\$742.08	\$738.12	509	\$745.29	493	\$711.85
CHIHUAHUA	1,151	\$1,868.55	0	\$0.00	1,151	\$1,868.55	1,151	\$1,868.55	1,141	\$1,858.81	\$1,807.64	\$1,697.32	1,080	\$1,540.29	875	\$1,157.65
COAHUILA DE ZARAGOZA	626	\$1,166.03	0	\$0.00	626	\$1,166.03	625	\$1,166.00	616	\$1,158.77	\$1,143.62	\$1,103.96	604	\$1,018.64	533	\$897.43
DURANGO	615	\$814.69	0	\$0.00	615	\$814.69	609	\$808.42	603	\$804.54	\$799.25	\$749.91	549	\$735.66	426	\$556.39
NUEVO LEÓN	1,407	\$2,329.65	0	\$0.00	1,407	\$2,329.65	1,407	\$2,329.65	1,401	\$2,326.93	\$2,279.92	\$2,233.26	1,372	\$2,174.19	1,291	\$1,784.45
SONORA	1,552	\$1,276.34	0	\$0.00	1,552	\$1,276.34	1,544	\$1,270.54	1,528	\$1,263.14	\$1,255.25	\$1,236.56	1,512	\$1,236.38	1,468	\$1,165.33
TAMAULIPAS	1,216	\$1,340.68	0	\$0.00	1,216	\$1,340.68	1,216	\$1,340.68	1,178	\$1,291.28	\$1,220.90	\$1,150.26	1,044	\$1,088.75	771	\$835.42
VERACRUZ DE IGNACIO DE LA LLAVE	2,149	\$2,424.98	0	\$0.00	2,149	\$2,424.98	2,129	\$2,401.48	2,112	\$2,388.85	\$2,294.43	\$1,868.00	1,411	\$1,363.76	842	\$773.07
REGIÓN 1	9,865	\$12,970.53	0	\$0.00	9,865	\$12,970.53	9,826	\$12,922.56	9,712	\$12,820.27	\$12,511.53	\$11,695.07	8,607	\$10,697.94	7,146	\$8,582.74
AGUASCALIENTES	408	\$532.70	0	\$0.00	408	\$532.70	408	\$532.70	406	\$530.78	\$518.66	\$503.34	396	\$519.37	392	\$503.11
COLIMA	411	\$651.91	0	\$0.00	411	\$651.91	411	\$651.91	411	\$651.91	\$651.27	\$646.48	408	\$650.18	387	\$616.32
GUANAJUATO	966	\$2,362.90	0	\$0.00	966	\$2,362.90	944	\$2,240.07	929	\$2,198.84	\$2,074.69	\$2,018.86	917	\$2,151.87	819	\$1,783.78
JALISCO	981	\$2,278.63	0	\$0.00	981	\$2,278.63	954	\$2,205.14	947	\$2,192.05	\$2,107.76	\$1,932.21	806	\$1,796.31	725	\$1,534.53
MICHOACÁN DE OCAMPO	1,777	\$1,813.43	0	\$0.00	1,777	\$1,813.43	1,777	\$1,813.43	1,769	\$1,804.16	\$1,788.06	\$1,739.86	1,640	\$1,629.74	1,500	\$1,560.33
NAYARIT	651	\$999.73	0	\$0.00	651	\$999.73	635	\$980.55	556	\$860.27	\$825.82	\$763.08	432	\$616.85	368	\$495.51
QUERÉTARO ARTEAGA	347	\$987.05	0	\$0.00	347	\$987.05	347	\$987.05	347	\$987.05	\$984.78	\$980.44	343	\$985.02	335	\$952.64
SAN LUIS POTOSÍ	980	\$1,207.67	0	\$0.00	980	\$1,207.67	980	\$1,207.67	964	\$1,183.12	\$1,170.48	\$1,138.65	938	\$1,134.14	907	\$1,074.78
SINALOA	895	\$1,168.25	0	\$0.00	895	\$1,168.25	895	\$1,168.25	887	\$1,159.83	\$1,147.71	\$1,126.76	834	\$1,047.87	775	\$980.77
ZACATECAS	714	\$976.89	0	\$0.00	714	\$976.89	714	\$976.89	714	\$976.89	\$960.05	\$953.02	642	\$908.96	672	\$899.27
REGIÓN 2	8,130	\$12,979.16	0	\$0.00	8,130	\$12,979.16	8,065	\$12,763.66	7,930	\$12,544.90	\$12,229.27	\$11,802.71	7,356	\$11,440.31	6,880	\$10,401.03
CIUDAD DE MÉXICO	574	\$1,276.52	0	\$0.00	574	\$1,276.52	574	\$1,276.52	570	\$1,270.30	\$1,266.40	\$1,247.88	557	\$1,220.83	552	\$1,186.89
HIDALGO	1,870	\$1,643.47	0	\$0.00	1,870	\$1,643.47	1,870	\$1,643.47	1,869	\$1,643.38	\$1,626.57	\$1,575.61	1,860	\$1,561.10	1,774	\$1,481.03
MÉXICO	3,443	\$4,465.25	0	\$0.00	3,443	\$4,465.25	3,410	\$4,462.70	3,350	\$4,379.30	\$4,282.58	\$3,947.10	2,743	\$3,481.43	1,840	\$2,474.39
MORELOS	554	\$1,185.79	0	\$0.00	554	\$1,185.79	551	\$1,182.96	549	\$1,180.25	\$1,161.23	\$1,064.14	510	\$991.31	412	\$792.46
PUEBLA	1,427	\$2,725.61	0	\$0.00	1,426	\$2,724.89	1,423	\$2,712.36	1,423	\$2,711.22	\$2,692.97	\$2,636.64	1,382	\$2,601.50	1,268	\$2,392.02
TLAXCALA	602	\$719.42	0	\$0.00	602	\$719.42	602	\$719.42	596	\$714.77	\$709.96	\$699.94	590	\$707.33	568	\$658.07
REGIÓN 3	8,470	\$12,016.05	0	\$0.00	8,469	\$12,015.33	8,430	\$11,997.43	8,357	\$11,899.23	\$11,739.70	\$11,171.31	7,642	\$10,563.50	6,414	\$8,984.86
CAMPECHE	579	\$790.94	0	\$0.00	579	\$790.94	566	\$776.83	556	\$760.81	\$741.85	\$699.80	475	\$636.87	443	\$580.72
CHIAPAS	1,959	\$2,577.45	22	\$238.79	1,937	\$2,338.66	1,935	\$2,300.72	1,935	\$2,300.72	\$2,289.24	\$2,184.45	1,831	\$2,106.38	1,530	\$1,751.96
GUERRERO	1,256	\$2,015.95	0	\$0.00	1,256	\$2,015.95	1,256	\$2,015.95	1,256	\$2,015.95	\$2,014.23	\$1,997.14	1,215	\$1,866.97	1,202	\$1,928.28
OAXACA	1,381	\$2,011.46	0	\$0.00	1,381	\$2,011.46	1,381	\$2,011.46	1,373	\$2,006.08	\$1,980.30	\$1,810.68	961	\$1,307.69	778	\$974.40
QUINTANA ROO	1,074	\$1,483.64	0	\$0.00	1,074	\$1,483.64	1,071	\$1,480.47	1,041	\$1,463.20	\$1,450.82	\$1,423.24	984	\$1,312.49	977	\$1,383.15
TABASCO	817	\$1,653.62	0	\$0.00	817	\$1,653.62	812	\$1,652.31	806	\$1,646.17	\$1,630.23	\$1,611.73	785	\$1,455.52	782	\$1,480.03
YUCATÁN	541	\$1,018.87	0	\$0.00	541	\$1,018.87	541	\$1,018.87	540	\$1,018.85	\$1,004.95	\$994.28	531	\$1,000.48	492	\$948.32
REGIÓN 4	7,607	\$11,551.93	22	\$238.79	7,585	\$11,313.14	7,562	\$11,256.62	7,507	\$11,211.78	\$11,111.63	\$10,721.33	6,782	\$9,686.39	6,204	\$9,046.86
TOTAL	34,072	\$49,517.67	22	\$238.79	34,049	\$49,278.16	33,883	\$48,940.26	33,506	\$48,476.17	\$47,592.13	\$45,390.41	30,387	\$42,388.14	26,644	\$37,015.49

SEGUIMIENTO GENERAL DEL PROGRAMA

ENTIDAD FEDERATIVA	Suficiencia liberada	Monto contratado +4%	Eficiencia (CONTRATACIÓN)
NAYARIT	\$999.73	\$825.82	82.6%
GUANAJUATO	\$2,362.90	\$2,074.69	87.8%
TAMAULIPAS	\$1,340.68	\$1,220.90	91.1%
JALISCO	\$2,278.63	\$2,107.76	92.5%
CAMPECHE	\$790.94	\$741.85	93.8%
VERACRUZ DE IGNACIO DE LA LLAVE	\$2,424.98	\$2,294.43	94.6%
MÉXICO	\$4,465.25	\$4,282.58	95.9%
CHIHUAHUA	\$1,868.55	\$1,807.64	96.7%
SAN LUIS POTOSÍ	\$1,207.67	\$1,170.48	96.9%
BAJA CALIFORNIA SUR	\$762.27	\$742.08	97.4%
AGUASCALIENTES	\$532.70	\$518.66	97.4%
QUINTANA ROO	\$1,483.64	\$1,450.82	97.8%
NUEVO LEÓN	\$2,329.65	\$2,279.92	97.9%
CHIAPAS	\$2,338.66	\$2,289.24	97.9%
MORELOS	\$1,185.79	\$1,161.23	97.9%
COAHUILA DE ZARAGOZA	\$1,166.03	\$1,143.62	98.1%
BAJA CALIFORNIA	\$987.33	\$968.44	98.1%
DURANGO	\$814.69	\$799.25	98.1%
SINALOA	\$1,168.25	\$1,147.71	98.2%
ZACATECAS	\$976.89	\$960.05	98.3%
SONORA	\$1,276.34	\$1,255.25	98.3%
OAXACA	\$2,011.46	\$1,980.30	98.5%
TABASCO	\$1,653.62	\$1,630.23	98.6%
MICHOACÁN DE OCAMPO	\$1,813.43	\$1,788.06	98.6%
YUCATÁN	\$1,018.87	\$1,004.95	98.6%
TLAXCALA	\$719.42	\$709.96	98.7%
PUEBLA	\$2,724.89	\$2,692.97	98.8%
HIDALGO	\$1,643.47	\$1,626.57	99.0%
CIUDAD DE MÉXICO	\$1,276.52	\$1,266.40	99.2%
QUERÉTARO ARTEAGA	\$987.05	\$984.78	99.8%
COLIMA	\$651.91	\$651.27	99.9%
GUERRERO	\$2,015.95	\$2,014.23	99.9%
TOTAL	\$49,278.16	\$47,592.13	96.6%

Suficiencia Vs. Contratado +4%



543 planteles con suficiencia pendientes de contratar

• EFICIENCIA

Monto contratado respecto a suficiencia liberada

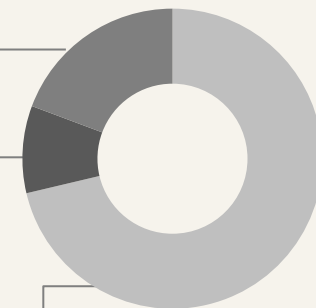
INSTRUIDO A BANOBRAS (Ingreso 17.Nov.2022)

ENTIDAD FEDERATIVA	Anticipos (Obra)	Anticipos (Adq)	Estimaciones	Finiquitos (Obra)	Finiquitos (Adq)	Total Instruido 2015-2018
BAJA CALIFORNIA	624	58	3,024	447	64	\$917.66
BAJA CALIFORNIA SUR	509	25	1,393	493	24	\$738.12
CHIHUAHUA	1,141	30	5,181	875	27	\$1,697.32
COAHUILA DE ZARAGOZA	616	92	2,637	533	94	\$1,103.96
DURANGO	603	16	3,854	426	17	\$749.91
NUEVO LEÓN	1,401	890	8,899	1,291	885	\$2,233.26
SONORA	1,528	48	4,464	1,468	48	\$1,236.56
TAMAULIPAS	1,178	8	5,594	771	6	\$1,150.26
VERACRUZ DE IGNACIO DE LA LLAVE	2,112	275	8,119	842	300	\$1,868.00
REGIÓN 1	9,712	1,442	43,165	7,146	1,465	\$11,695.07
AGUASCALIENTES	406	33	2,186	392	30	\$503.34
COLIMA	411	386	1,886	387	373	\$646.48
GUANAJUATO	929	19	11,018	819	19	\$2,018.86
JALISCO	949	11	3,052	725	53	\$1,932.21
MICHOACÁN DE OCAMPO	1,769	715	2,731	1,500	717	\$1,739.86
NAYARIT	556	3	2,794	368	1	\$763.08
QUERÉTARO ARTEAGA	347	0	1,218	335	0	\$980.44
SAN LUIS POTOSÍ	964	181	3,378	907	183	\$1,138.65
SINALOA	887	344	1,785	775	344	\$1,126.76
ZACATECAS	714	29	2,458	672	29	\$953.02
REGIÓN 2	7,932	1,721	32,506	6,880	1,749	\$11,802.71
CIUDAD DE MÉXICO	571	34	2,371	552	34	\$1,247.88
HIDALGO	1,869	52	3,116	1,774	53	\$1,575.61
MÉXICO	3,351	3,351	6,057	1,840	3,357	\$3,947.10
MORELOS	549	2	1,335	412	2	\$1,064.14
PUEBLA	1,423	400	3,615	1,268	396	\$2,636.64
TLAXCALA	596	30	486	568	30	\$699.94
REGIÓN 3	8,359	3,869	16,980	6,414	3,872	\$11,171.31
CAMPECHE	556	15	1,651	443	14	\$699.80
CHIAPAS	1,935	0	4,066	1,530	11	\$2,184.45
GUERRERO	1,256	1,012	1,882	1,202	1,009	\$1,997.14
OAXACA	1,384	351	2,234	778	410	\$1,810.68
QUINTANA ROO	1,041	54	2,303	977	46	\$1,423.24
TABASCO	806	74	4,975	782	71	\$1,611.73
YUCATÁN	540	143	2,857	492	139	\$994.28
REGIÓN 4	7,518	1,649	19,968	6,204	1,700	\$10,721.33
TOTAL	33,521	8,681	112,619	26,644	8,786	\$45,390.41

SUPERIOR
1,097 planteles
10,563.5 mdp

MEDIO
SUPERIOR
1,966 planteles
4,443.0 mdp

BASICO
30,458 planteles
30,394.0 mdp



•42,202 anticipos, corresponden a 33,521 planteles (**incluye 15 sustituciones**)

•148,049 estimaciones

•190,251 trámites

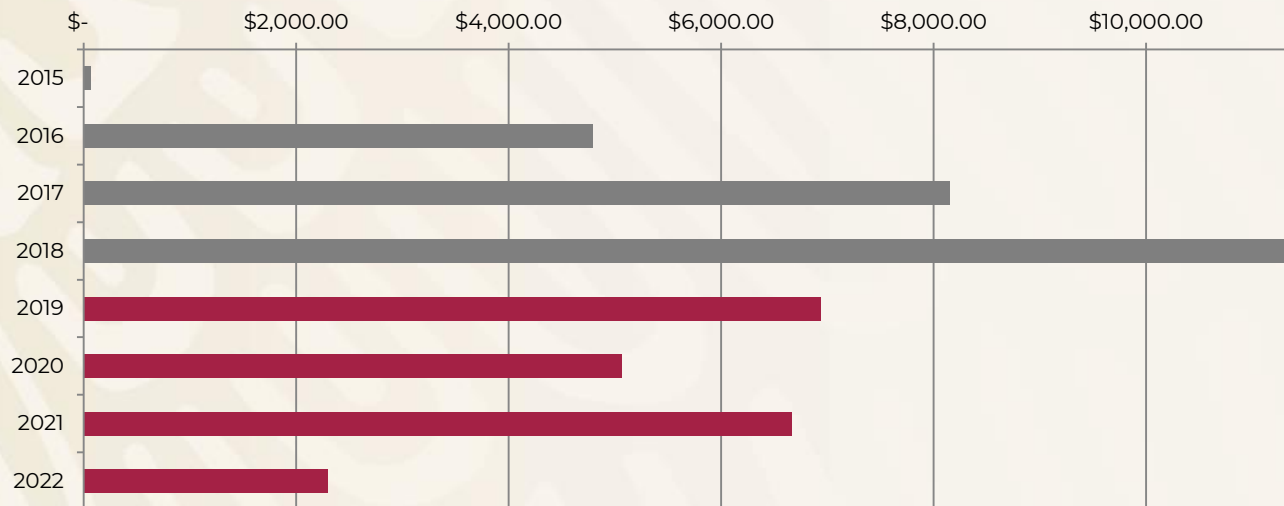
•33,721 Oficios de instrucción

*Diferencia por sustituciones por dictamen sin reasignación de recursos liberados

INSTRUIDO A BANOBRAS (Ingreso 17.Nov.2022)

Periodo	Anticipos	Estimaciones	Total
2015	151	0	\$64,802,692.44
2016	7,867	6,351	\$4,789,530,337.89
2017	5,853	28,150	\$8,155,891,871.13
2018	8,353	35,647	\$11,410,534,787.18
2019	3,135	29,572	\$6,941,224,283.21
2020	3,953	16,752	\$5,062,180,262.23
2021	3,548	21,239	\$6,665,673,700.22
2022	661	10,338	\$2,300,575,989.30
TOTAL GENERAL	33,521	148,049	\$45,390,413,923.61

Avance mensual	Anticipos	Estimaciones	Total
ene-22	30	485	\$137,747,387.05
feb-22	40	724	\$199,063,003.39
mar-22	67	1,466	\$334,363,037.83
abr-22	70	1,045	\$276,092,277.80
may-22	97	1,006	\$223,602,504.58
jun-22	99	1,161	\$281,693,548.44
jul-22	49	1,023	\$219,802,927.12
ago-22	86	907	\$180,449,319.25
sep-22	33	816	\$131,288,178.11
oct-22	67	983	\$198,651,764.71
nov-22	23	722	\$117,822,041.03
Total 2022	661	10,338	\$2,300,575,989.30



MONTO LIBERADO:

1er. Semana Nov

32.9 MDP

2da. Semana Nov

31.8 MDP

2da. Semana Nov

53.1 MDP

**45,390.4MDP total
instruido**

RECURSOS DE MANTENIMIENTO

CONCEPTO	PROYECTOS	INVERSIÓN MDP
Suficiencia Liberada	1,706	973.68
Proyectos Aprobados	1,622	911.65
Proyectos Contratados (Obras)	1,525	828.44
Avance Financiero (Pagado a estados)		661.82
Proyectos Terminados (Trabajos reportados concluidos)	987	579.81
Proyectos Finiquitados (Fis & Fin)	799	377.56

ESTADO	META (Solicitada por el Estado)		CONTRATADOS DOCUMENTADOS		TERMINADOS	
	PLANTELES	INVERSIÓN	PLANTELES	INVERSIÓN	PLANTELES	INVERSIÓN
AGUASCALIENTES	15	\$13,726,028.00	15	\$13,726,028.00	15	\$13,726,028.00
BAJA CALIFORNIA	41	\$21,445,450.03	41	\$21,445,450.03	22	\$10,996,227.12
BAJA CALIFORNIA SUR	12	\$10,516,017.76	12	\$10,516,017.76	12	\$10,516,017.76
CAMPECHE	32	\$15,100,000.00	15	\$7,825,000.00	4	\$940,000.00
CHIAPAS	3	\$6,070,754.02	0		0	
CHIHUAHUA	15	\$26,327,174.62	15	\$26,327,174.62	10	\$13,992,174.62
CIUDAD DE MÉXICO	13	\$34,400,092.32	12	\$34,389,128.06	12	\$34,389,128.06
COAHUILA	35	\$29,800,000.00	26	\$21,600,000.00	26	\$21,600,000.00
COLIMA	14	\$7,742,889.59	14	\$7,742,889.59	14	\$7,742,889.59
DURANGO	24	\$18,662,580.49	20	\$15,662,580.49	14	\$9,662,580.49
GUANAJUATO	20	\$41,519,504.84	20	\$41,519,504.84	20	\$41,519,504.84
GUERRERO	46	\$51,967,118.47	35	\$36,831,925.16	33	\$34,631,925.16
HIDALGO	70	\$36,020,940.97	70	\$36,020,940.97	58	\$27,168,880.00
JALISCO	38	\$47,185,585.22	14	\$19,658,208.96	1	\$700,000.00
MÉXICO	165	\$93,108,000.00	163	\$92,508,960.00	50	\$26,802,024.00
MICHOACÁN	21	\$48,401,189.73	12	\$40,031,885.80	12	\$40,031,885.80
MORELOS	52	\$15,262,347.29	52	\$15,262,347.29	3	\$794,890.68
NAYARIT	37	\$18,444,075.34	29	\$14,500,000.00	13	\$6,500,000.00
NUEVO LEÓN	37	\$32,899,818.00	34	\$30,339,919.40	26	\$25,857,715.60
OAXACA	455	\$69,410,887.34	436	\$59,390,887.34	309	\$49,388,013.00
PUEBLA	111	\$54,290,899.12	111	\$54,290,899.12	111	\$54,290,899.12
QUERÉTARO	18	\$17,352,720.65	18	\$17,352,720.65	18	\$17,352,720.65
QUINTANA ROO	43	\$26,108,401.32	30	\$10,145,679.60	30	\$10,145,679.60
SAN LUIS POTOSÍ	30	\$23,478,479.83	30	\$23,478,479.83	26	\$18,578,479.83
SINALOA	37	\$34,365,415.51	30	\$27,165,415.51	30	\$27,165,415.51
SONORA	29	\$21,527,574.89	15	\$8,523,500.00	3	\$1,892,500.00
TABASCO	15	\$23,515,460.07	14	\$22,579,762.07	11	\$14,001,309.07
TAMAULIPAS	45	\$20,191,716.96	45	\$20,191,716.96	10	\$4,377,914.19
TLAXCALA	22	\$11,486,947.79	22	\$11,486,947.79	22	\$11,486,947.79
VERACRUZ	168	\$61,371,457.54	137	\$49,821,457.54	38	\$13,021,457.54
YUCATÁN	24	\$24,025,085.01	24	\$24,025,085.01	20	\$16,455,118.01
ZACATECAS	19	\$17,961,955.92	14	\$14,082,443.66	14	\$14,082,443.66
TOTAL	1,706	\$973,686,568.64	1,525	\$828,442,956.05	987	\$579,810,769.69

AVANCE DE PLANTELES CON AFECTACIONES POR LOS SISMOS

ESTADO	META			SUFICIENCIA LIBERADA			PLANTELES CONTRATADOS			MONTO PAGADO	PLANTELES TERMINADOS		
	PLANTELES	PROYECTOS	INVERSIÓN	PLANTELES	PROYECTOS	INVERSIÓN	PLANTELES	PROYECTOS	INVERSIÓN		PLANTELES	PROYECTOS	INVERSIÓN
CHIAPAS	525	528	\$779.05	520	523	\$740.46	520	523	\$736.05	\$700.33	490	493	\$689.53
CIUDAD DE MÉXICO	270	278	\$333.10	270	278	\$333.10	270	278	\$333.10	\$333.29	270	278	\$333.10
GUERRERO	17	17	\$84.90	17	17	\$84.90	17	17	\$84.86	\$84.86	17	17	\$84.86
HIDALGO	54	56	\$70.45	54	56	\$70.45	54	56	\$70.44	\$70.44	54	56	\$70.44
MÉXICO	2,109	2,149	\$2,023.08	2,109	2,149	\$2,023.08	2,075	2,114	\$1,978.59	\$1,786.18	1,616	1,653	\$1,434.20
MICHOACÁN DE OCAMPO	11	11	\$32.41	11	11	\$32.41	11	11	\$32.41	\$32.41	11	11	\$32.41
MORELOS	168	170	\$308.77	168	170	\$308.77	168	170	\$308.41	\$296.40	163	164	\$285.72
OAXACA	471	539	\$875.14	471	539	\$875.14	470	538	\$861.53	\$823.06	371	435	\$684.27
PUEBLA	811	814	\$1,110.21	811	814	\$1,110.21	810	813	\$1,098.06	\$1,078.66	801	804	\$1,064.46
TLAXCALA	190	190	\$162.38	190	190	\$162.38	190	190	\$162.38	\$162.31	190	190	\$162.38
VERACRUZ DE IGNACIO DE LA LLAVE	11	11	\$16.91	11	11	\$16.91	11	11	\$16.53	\$14.87	8	8	\$11.24
TOTAL GENERAL	4,637	4,763	\$5,796.40	4,632	4,758	\$5,757.81	4,596	4,721	\$5,682.36	\$5,382.80	3,991	4,109	\$4,852.61

AVANCES DE PLANTELES AFECTADOS POR LOS SISMOS

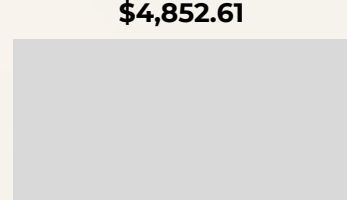

\$5,796.40

\$5,757.81

\$5,682.36

\$5,382.80

\$4,852.61



SUFICIENCIA LIBERADA/MONTO DISPONIBLE/MONTO PENDIENTE DE COLOCACIÓN

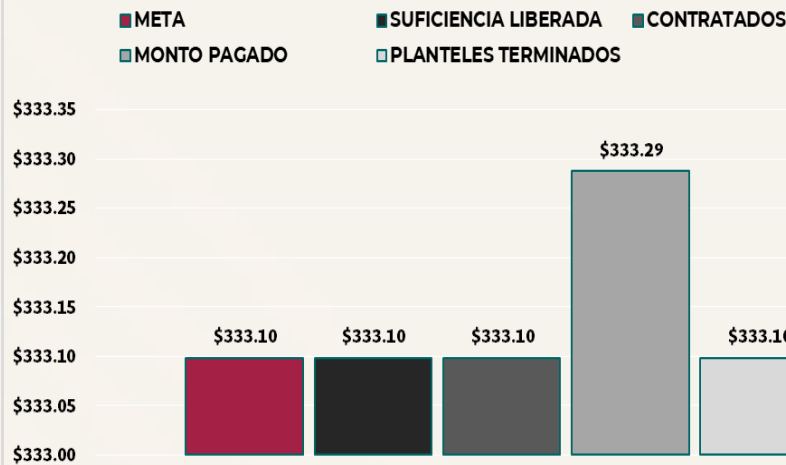
ESTADO	META			SUFICIENCIA LIBERADA			MONTO DISPONIBLE		MONTO PENDIENTE DE COLOCACIÓN	
	PLANTELES	PROYECTOS	INVERSIÓN	PLANTELES	PROYECTOS	INVERSIÓN	PROYECTOS	MONTO	PROYECTOS	MONTO
CHIAPAS	525	528	\$779.05	520	523	\$740.46	5	\$38.59	0	\$0.00
CIUDAD DE MÉXICO	270	278	\$333.10	270	278	\$333.10	0	\$0.00	0	\$0.00
GUERRERO	17	17	\$84.90	17	17	\$84.90	0	\$0.00	0	\$0.00
HIDALGO	54	56	\$70.45	54	56	\$70.45	0	\$0.00	0	\$0.00
MÉXICO	2,109	2,149	\$2,023.08	2109	2149	\$2,023.08	0	\$0.00	0	\$0.00
MICHOACÁN DE OCAMPO	11	11	\$32.41	11	11	\$32.41	0	\$0.00	0	\$0.00
MORELOS	168	170	\$308.77	168	170	\$308.77	0	\$0.00	0	\$0.00
OAXACA	471	539	\$875.14	471	539	\$875.14	0	\$0.00	0	\$0.00
PUEBLA	811	814	\$1,110.21	811	814	\$1,110.21	0	\$0.00	0	\$0.00
TLAXCALA	190	190	\$162.38	190	190	\$162.38	0	\$0.00	0	\$0.00
VERACRUZ DE IGNACIO DE LA LLAVE	11	11	\$16.91	11	11	\$16.91	0	\$0.00	0	\$0.00
TOTAL GENERAL	4,637	4,763	\$5,796.40	4,632	4,758	\$5,757.81	5	\$38.59	0	\$0.00

AVANCE DE PLANTELES CON AFECTACIONES POR LOS SISMOS

CHIAPAS



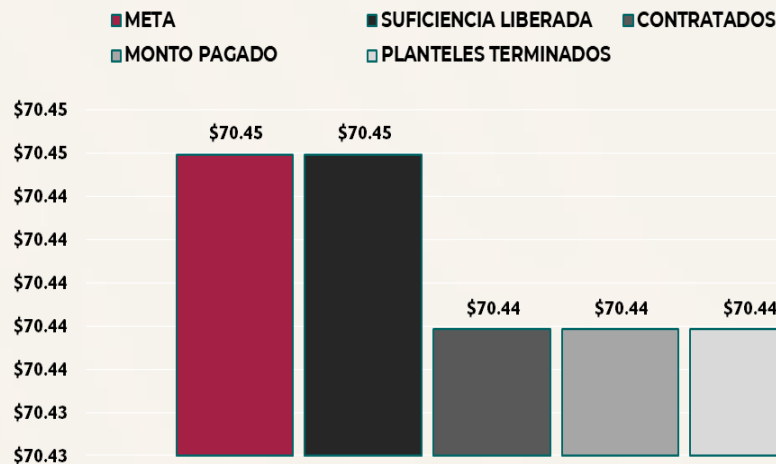
CIUDAD DE MÉXICO



GUERRERO



HIDALGO

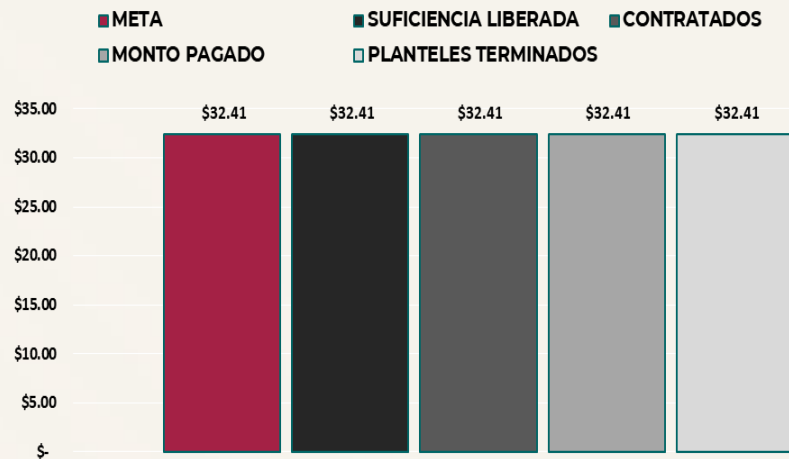


AVANCE DE PLANTELES CON AFECTACIONES POR LOS SISMOS

MÉXICO



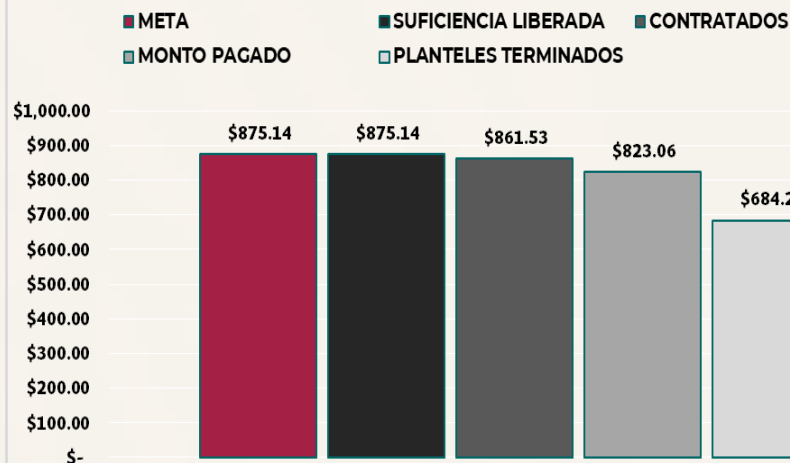
MICHOACAN



MORELOS

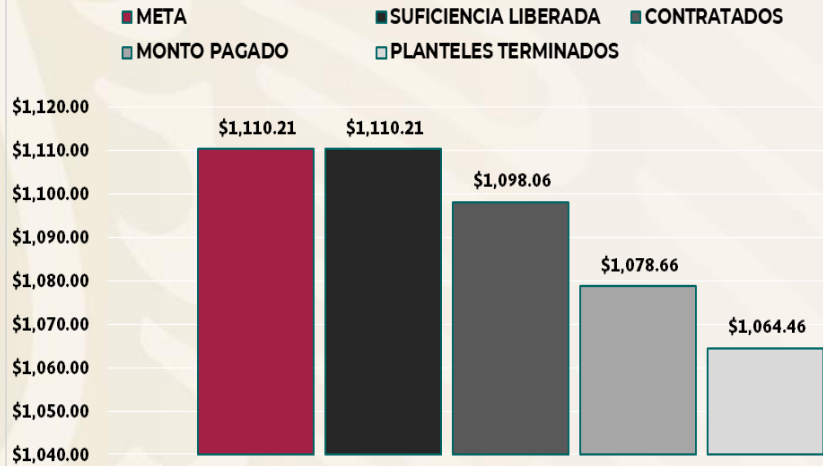


OAXACA

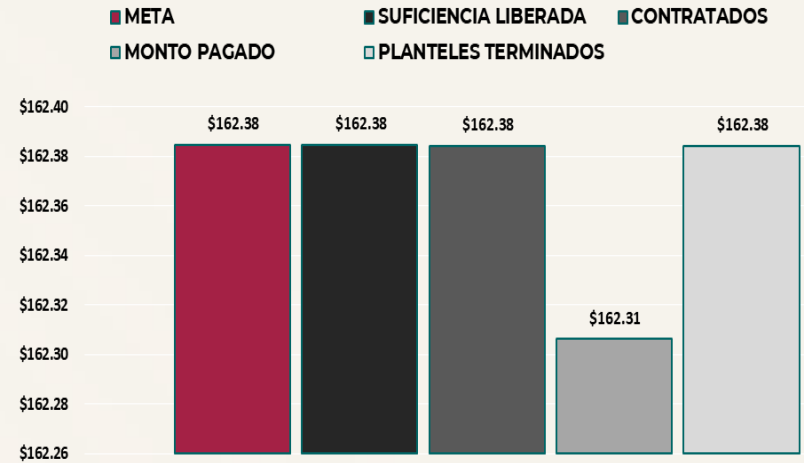


AVANCE DE PLANTELES CON AFECTACIONES POR LOS SISAMOS

PUEBLA



TLAXCALA



VERACRUZ

